



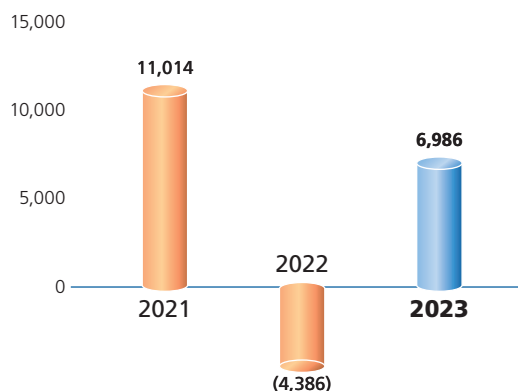
截至十二月三十一日止年度
For the year ended 31 December

		2023 US\$'000 千美元	2022 US\$'000 千美元	Difference 差異
Revenue	收益	386,171	451,007	-14.4%
Gross profit	毛利	55,430	43,349	27.9%
Profit/(loss) for the year	本年度溢利／(虧損)	7,001	(4,384)	N/A
Profit/(loss) attributable to owners	擁有人應佔溢利／(虧損)	6,986	(4,386)	N/A
Basic earnings/(loss) per share	每股基本盈利／(虧損)	0.46 US cents 美仙	(0.29) US cents 美仙	
Diluted earnings/(loss) per share	每股攤薄盈利／(虧損)	0.46 US cents 美仙	(0.29) US cents 美仙	
Final dividend proposed per share	擬派每股末期股息	0.2298 US cents 美仙	-	
Total dividends paid and proposed per share	已付及擬派每股股息總額	0.4588 US cents 美仙	-	

PROFIT/(LOSS) ATTRIBUTABLE TO OWNERS

擁有人應佔溢利／(虧損)

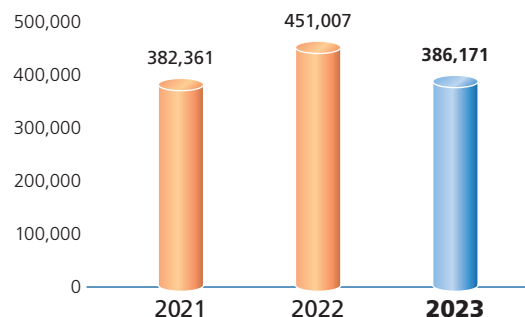
in US\$'000 千美元



REVENUE

收益

in US\$'000 千美元

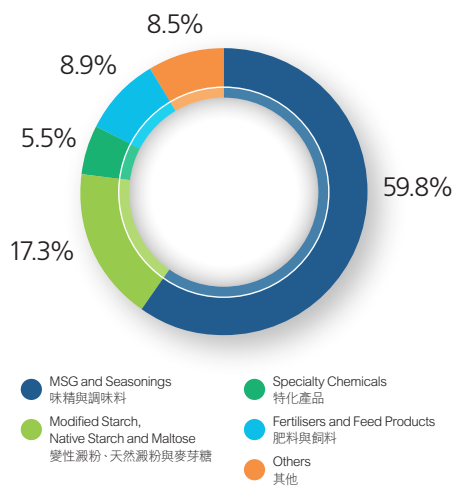


REVENUE BY PRODUCTS

按產品分類之收益

12 months ended 31 Dec 2023

截至二零二三年十二月三十一日止十二個月



REVENUE BY GEOGRAPHIC LOCATION

按地區分類之收益

12 months ended 31 Dec 2023

截至二零二三年十二月三十一日止十二個月

