

# Financial Highlights

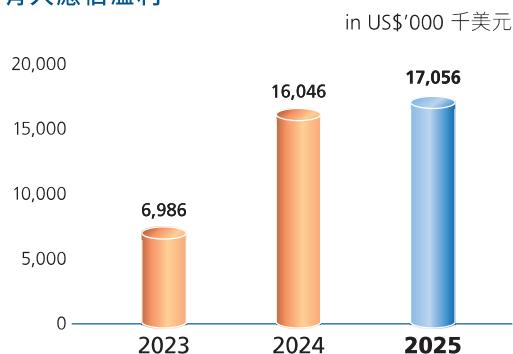
## 財務摘要

截至十二月三十一日止年度  
For the year ended 31 December

		2025 US\$'000 千美元	2024 US\$'000 千美元	Difference 差異
Revenue	收益	374,740	380,184	(5,444)
Gross profit	毛利	66,468	66,243	225
Profit for the year	本年度溢利	17,081	16,071	1,010
Profit attributable to owners	擁有人應佔溢利	17,056	16,046	1,010
Basic earnings per share	每股基本盈利	1.12 US cents 美仙	1.05 US cents 美仙	
Diluted earnings per share	每股攤薄盈利	1.12 US cents 美仙	1.05 US cents 美仙	
Final dividend proposed per share	擬派每股末期股息	0.8200 US cents 美仙	0.5700 US cents 美仙	
Total dividends paid and proposed per share	已付及擬派每股股息總額	1.1200 US cents 美仙	0.8430 US cents 美仙	

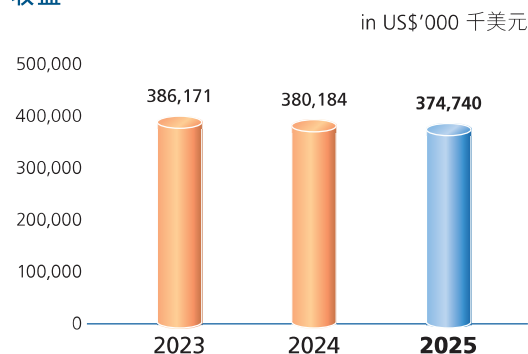
### PROFIT ATTRIBUTABLE TO OWNERS

擁有人應佔溢利



### REVENUE

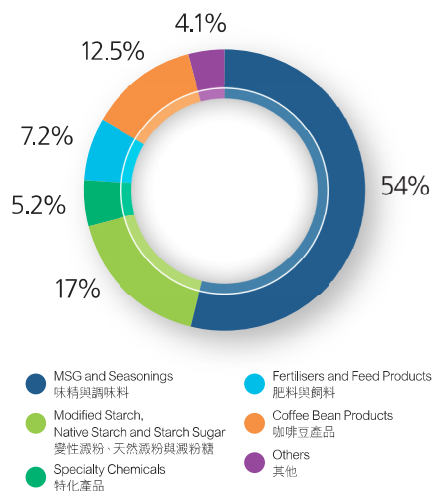
收益



### REVENUE BY PRODUCTS

按產品分類之收益

Year ended 31 December 2025  
截至二零二五年十二月三十一日止年度



### REVENUE BY GEOGRAPHIC LOCATION

按地區分類之收益

Year ended 31 December 2025  
截至二零二五年十二月三十一日止年度

